


*Perspective - Cover Image*

1

Assemble your desired truss structure, adhering to design spec and the most strict truss safety standards. Ballasting pictured below is representational only.



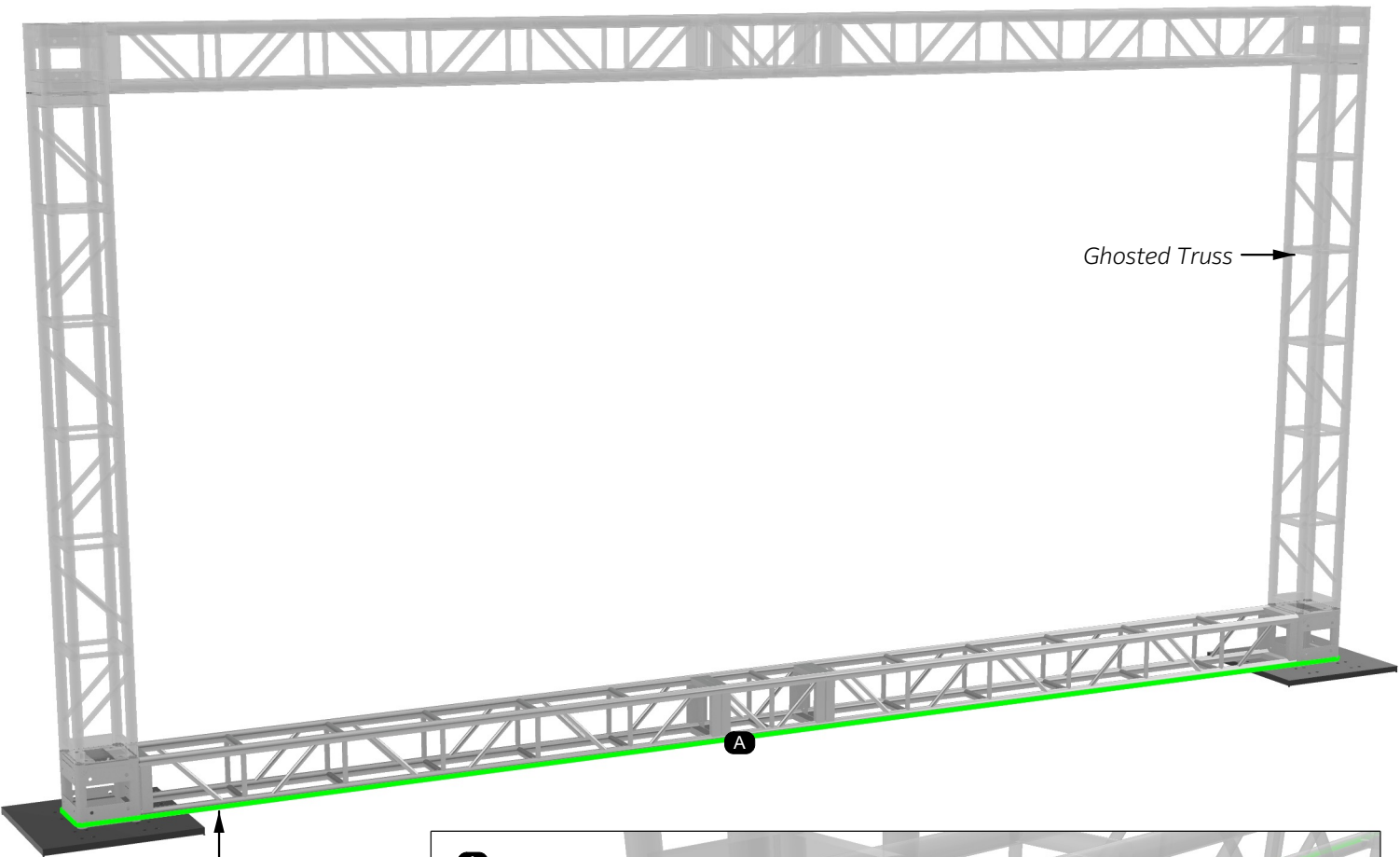
Example truss shown is 12" Imperial Box Truss

Example baseplate REPRESENTATIONAL ONLY

Front View

2

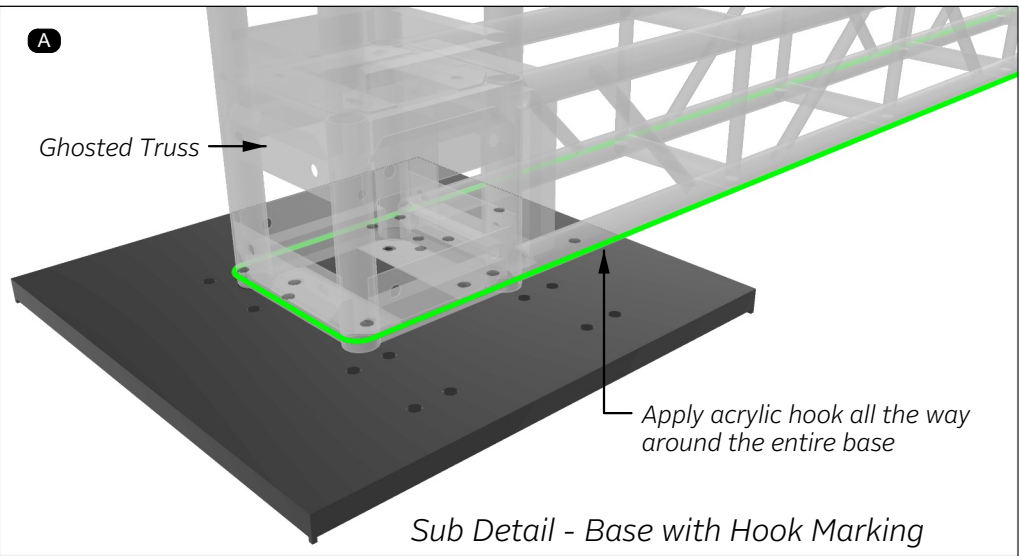
Apply stick-on acrylic hook around the base of the structure. This will provide a surface for the Truss Banner to adhere to.



Ghosed Truss

A

Note:  
If horizontal truss is not present, use of pipe, lumber or other structural building material can be used to create a surface for the acrylic hook to adhere to.



Ghosed Truss

Apply acrylic hook all the way around the entire base

Sub Detail - Base with Hook Marking

Perspective View - Front



**MOSS**  
WE ARE PLACE MAKERS™

THE DRAWINGS AND IMAGES DEPICTED HEREIN ARE FOR REPRESENTATIONAL AND CONCEPTUAL PURPOSES ONLY. THIS DOCUMENT IS NOT INTENDED FOR USE AS A CONSTRUCTION DOCUMENT AND DOES NOT SERVE AS A STRUCTURAL, MECHANICAL OR ENGINEERING GUIDELINE. THIS DOCUMENT DOES NOT CONSTITUTE ITSELF AS AN ENGINEERING DRAWING IN ANY OF THE UNITED STATES.

ALL STRUCTURES MUST ADHERE AND COMPLY WITH THE MOST STRICT LOCAL AND FEDERAL SAFETY/FIRE CODES AVAILABLE AT INSTALLATION SITE.

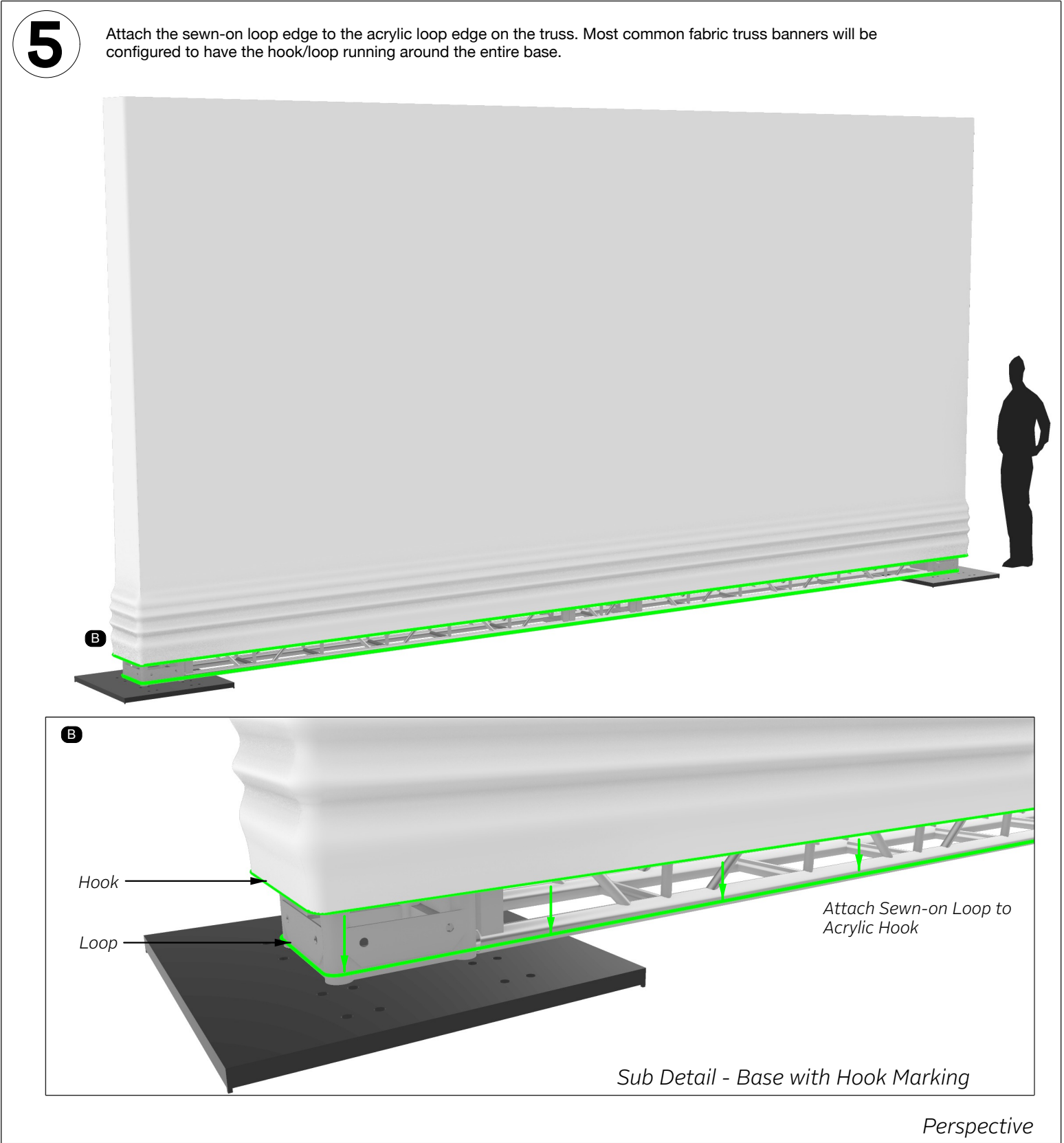
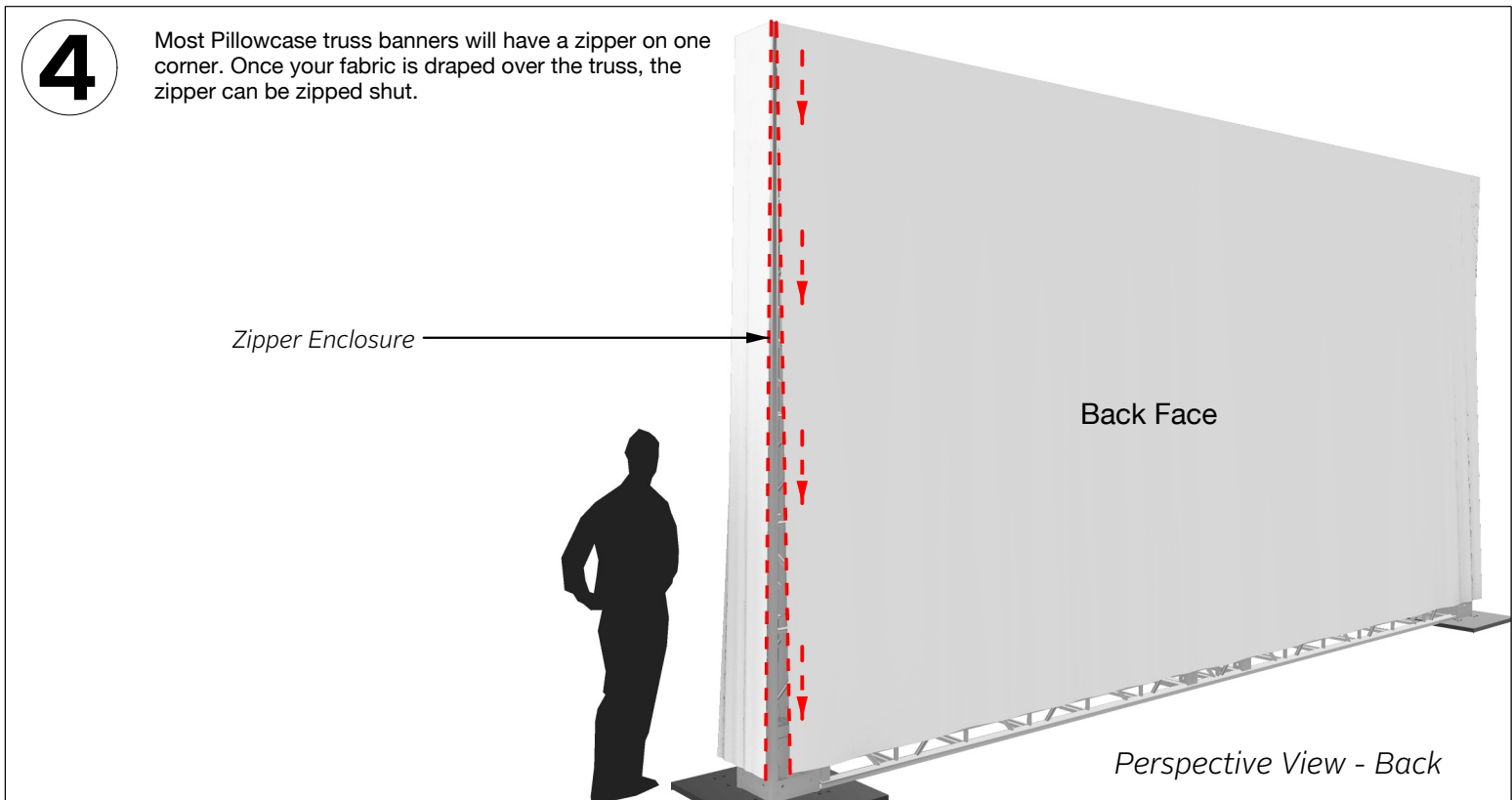

UNAUTHORIZED REPRODUCTION, DISTRIBUTION, AND/OR MISUSE OF THIS DOCUMENT IS PROHIBITED.

MOSS INC. AND STRETCH SHAPES LLC. AND ITS DESIGNERS ASSUME NO RESPONSIBILITY FOR THE MISUSE OF THIS DOCUMENT

# VISUAL USER GUIDE


Truss Banner - Pillowcase  
Generic Installation Guide

**S1**  
Last Updated: 3/31/2025



6

Adjust the fabric and hook/loop edges to fit, and smooth out and fabric wrinkles.



Perspective



**MOSS**  
**WE ARE PLACE MAKERS™**

THE DRAWINGS AND IMAGES DEPICTED HEREIN ARE FOR REPRESENTATIONAL AND CONCEPTUAL PURPOSES ONLY. THIS DOCUMENT IS NOT INTENDED FOR USE AS A CONSTRUCTION DOCUMENT AND DOES NOT SERVE AS A STRUCTURAL, MECHANICAL OR ENGINEERING GUIDELINE. THIS DOCUMENT DOES NOT CONSTITUTE ITSELF AS AN ENGINEERING DRAWING IN ANY OF THE UNITED STATES.

ALL STRUCTURES MUST ADHERE AND COMPLY WITH THE MOST STRICT LOCAL AND FEDERAL SAFETY/FIRE CODES AVAILABLE AT INSTALLATION SITE.

UNAUTHORIZED REPRODUCTION, DISTRIBUTION, AND/OR MISUSE OF THIS DOCUMENT IS PROHIBITED.  
MOSS INC. AND STRETCH SHAPES LLC. AND ITS DESIGNERS ASSUME NO RESPONSIBILITY FOR THE MISUSE OF THIS DOCUMENT

# VISUAL USER GUIDE

Truss Banner - Pillowcase  
Generic Installation Guide

**S3**

Last Updated: 3/31/2025