

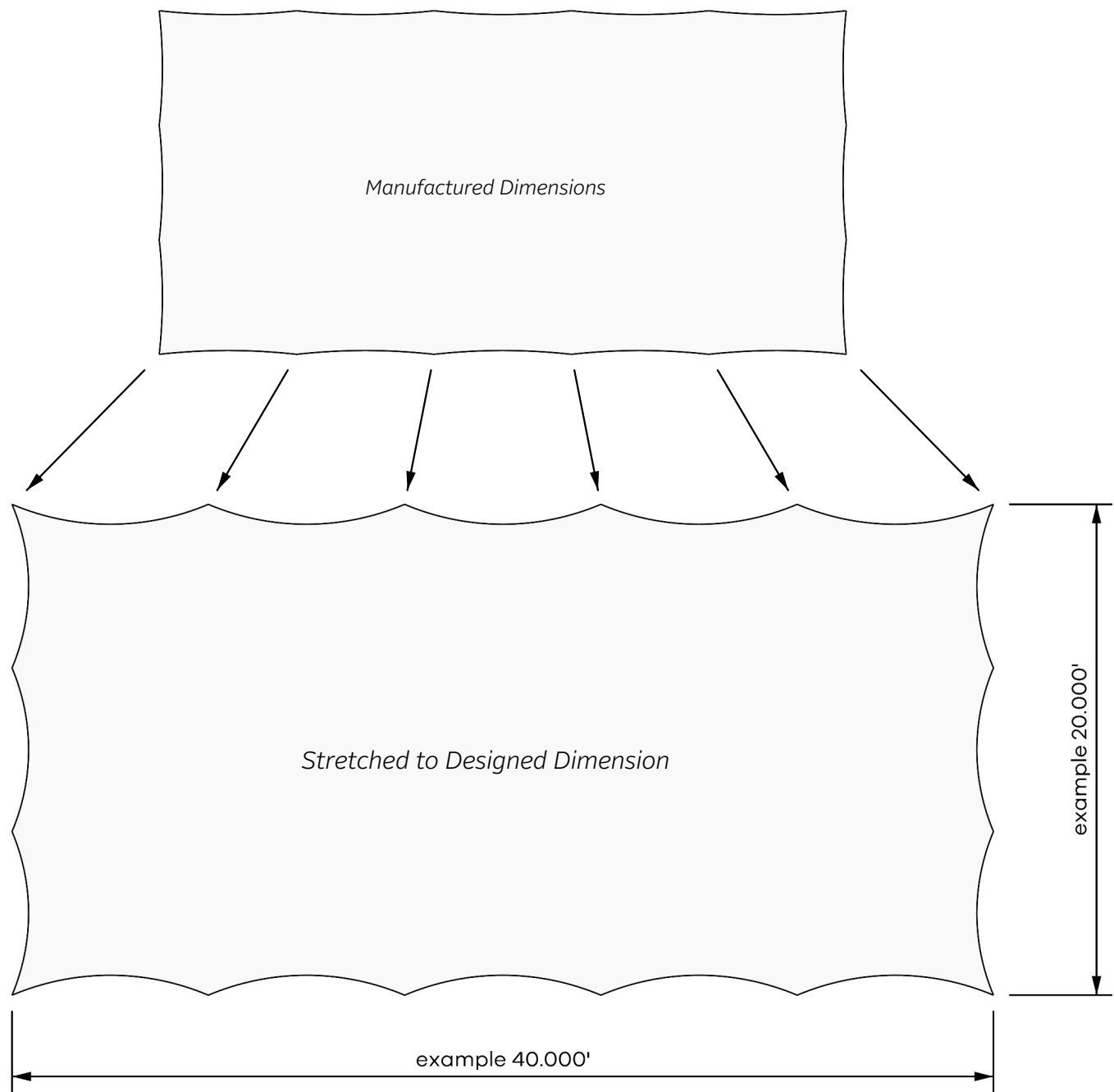
Cover Page - Perspective

VISUAL USER GUIDE

*Cyclorama - Stretch Fabric Cyc
Generic Guide*

1

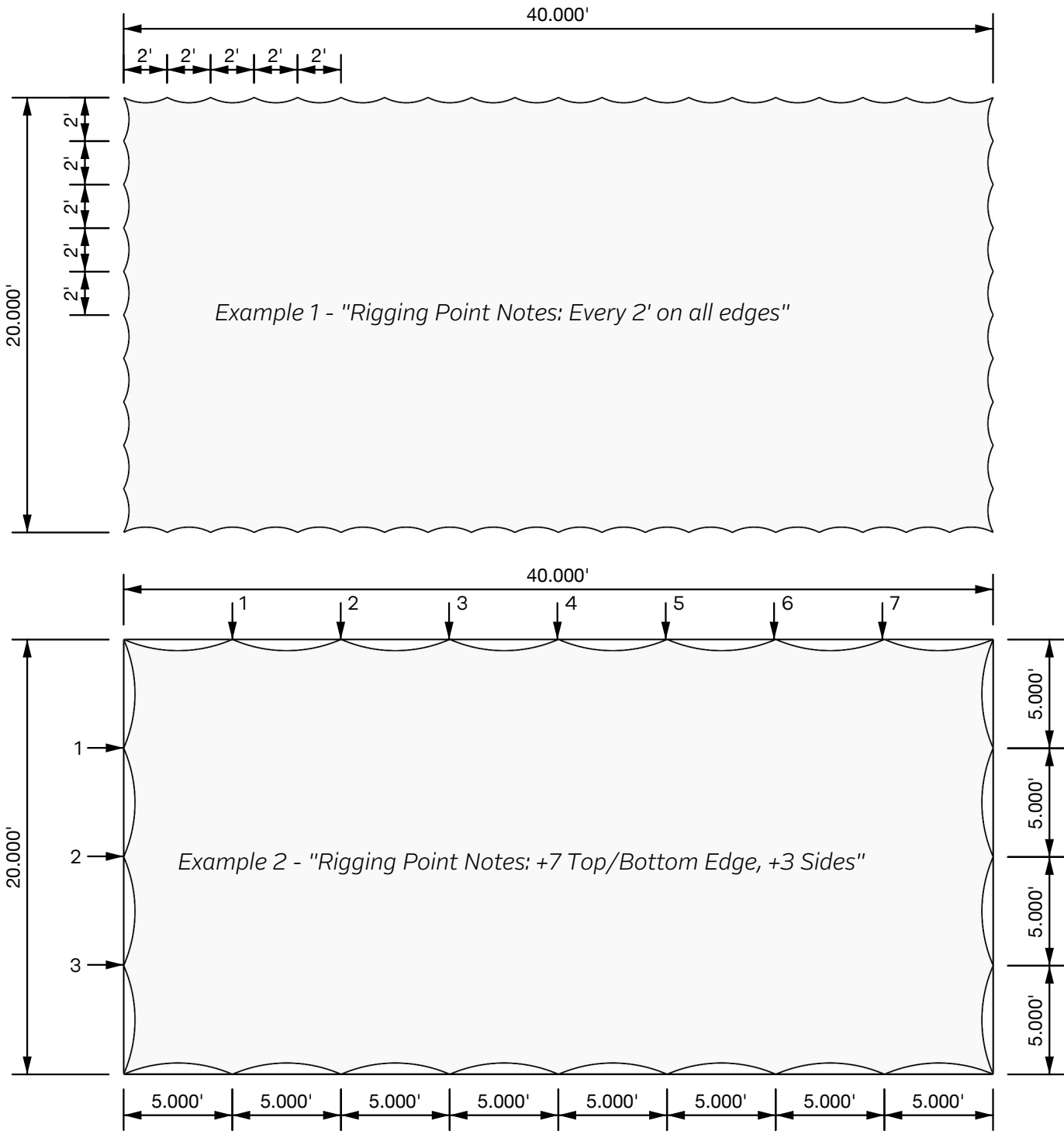
Your fabric Cyclorama (Cyc) is designed to stretch to the dimensions listed in the description column of your invoice. Check your invoice for the specific dimension of the requested cyc.



Front View

2


The rigging point spacing of your CyC is notated on your invoice in the description column as well. Below are provided examples of rigging point notation. Check your invoice for the specific rigging point notations.




Front View

3

Typical rigging points are grommets. They are designed to receive cable-ties.



Grommet



Example Cable-Tie (E.G. Ziptie)

Top View

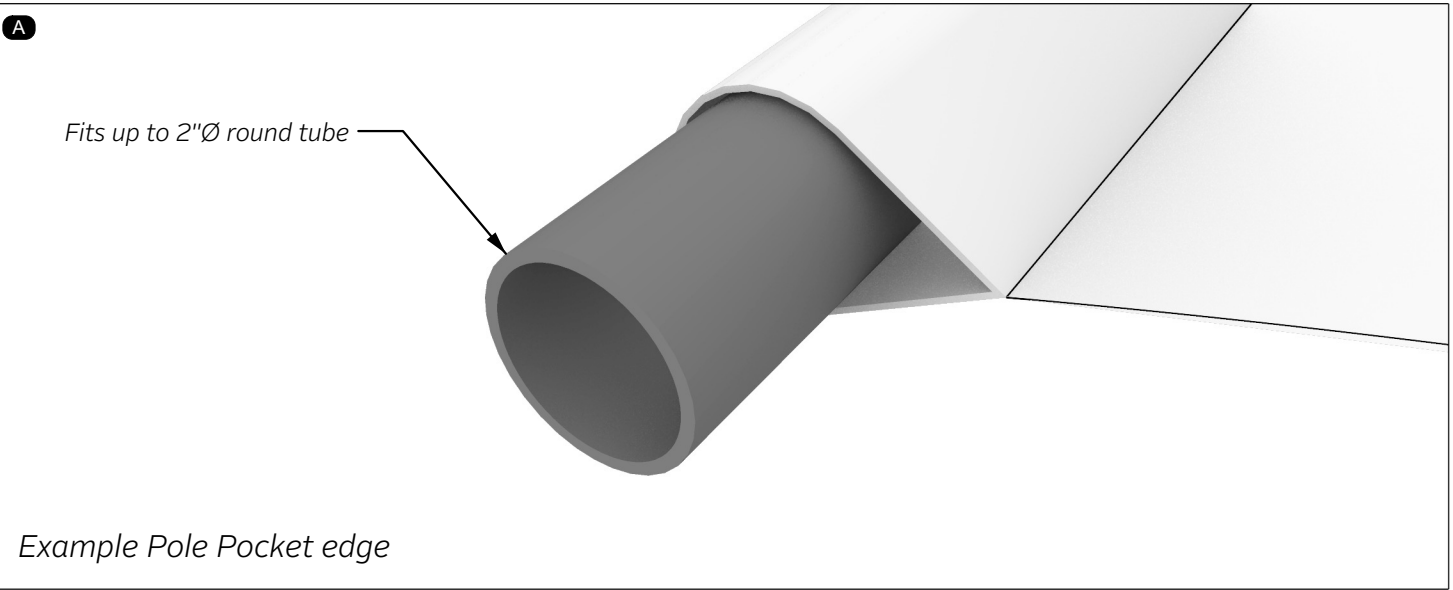
4

Come cycs may be designed with Pole Pocket edges in order to create a flat, scallop-free edges. Pole Pockets are designed to receive 1 1/2" to 2"Ø pipe. Longer Pole Pockets have breaks in them to provide access along the edge.



Pole pocket edge

example access gap



Fits up to 2"Ø round tube

Example Pole Pocket edge

Perspective



MOSS
WE ARE PLACE MAKERS™

THE DRAWINGS AND IMAGES DEPICTED HEREIN ARE FOR REPRESENTATIONAL AND CONCEPTUAL PURPOSES ONLY. THIS DOCUMENT IS NOT INTENDED FOR USE AS A CONSTRUCTION DOCUMENT AND DOES NOT SERVE AS A STRUCTURAL, MECHANICAL OR ENGINEERING GUIDELINE. THIS DOCUMENT DOES NOT CONSTITUTE ITSELF AS AN ENGINEERING DRAWING IN ANY OF THE UNITED STATES.
ALL STRUCTURES MUST ADHERE AND COMPLY WITH THE MOST STRICT LOCAL AND FEDERAL SAFETY/FIRE CODES AVAILABLE AT INSTALLATION SITE.
UNAUTHORIZED REPRODUCTION, DISTRIBUTION, AND/OR MISUSE OF THIS DOCUMENT IS PROHIBITED.
MOSS INC. AND STRETCH SHAPES LLC. AND ITS DESIGNERS ASSUME NO RESPONSIBILITY FOR THE MISUSE OF THIS DOCUMENT

VISUAL USER GUIDE

Cyclorama - Stretch Fabric Cyc
Generic Guide

S2

Last Updated: 3/31/2025